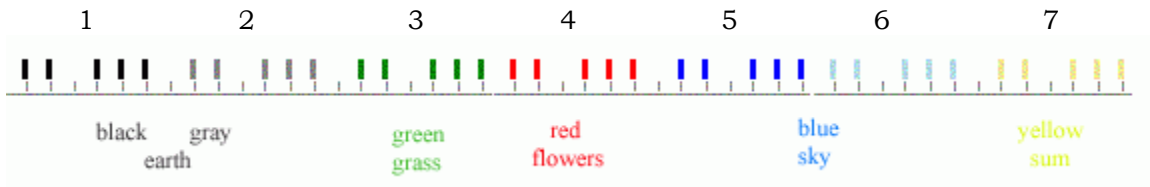


Contents

Introduction to Piano Tablature	2
Tango in D I. Albeniz	4

Introduction to Piano Tablature

Piano Tablature notation is very simple. Seven full octaves on the piano keyboard are numbered 1 – 7 and have the following colors in this notation:

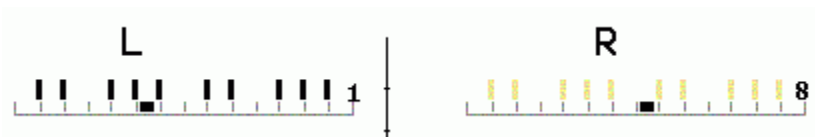


Each unit in Piano Tablature represents two adjacent octaves where note symbols show the keys to be played by one hand. E.g., either of the following two units instructs you to play the middle C on the piano keyboard:



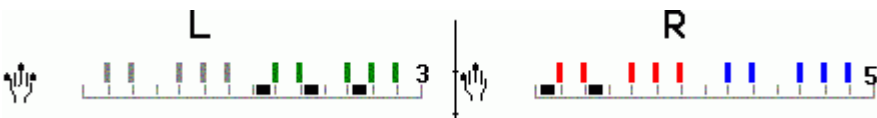
The number on the right side of a unit is the number of the higher of two octaves.

The picture below shows two units (for the left hand and for the right hand) in one line. It means that both hands are to play their notes together. The notes are the lowest A (the leftmost key on the piano keyboard) and the highest C (the rightmost key on the piano keyboard):



Letter L indicates the left hand and letter R indicates the right hand.

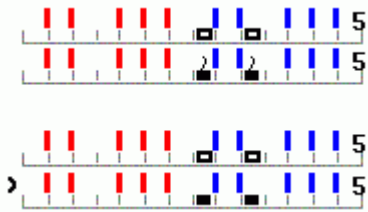
Fingers can be shown on the left side of a unit. E.g., the left hand below plays with fingers 1, 3 and 5 and the right hand plays with fingers 1 and 3.



Staccato sign can be shown on the left side of a unit, as illustrated below:



If a line needs to be continued after the previous line, it is indicated either by an arc for each note or by one arc for the entire line. See illustrations below:



In both sequences above, the second line “continues” after the first line (the notes in the second line are held instead of playing them again).

The diagram below shows symbols used in Piano Tablature notation to indicate durations of the notes:

⊙	Whole note
◻	Half note
■	Quarter note
▲	Eighth note
▲	Sixteenth note

Single, double or triple lines change the duration of notes:



A single vertical line indicates 1/8 notes, a double vertical line indicates 1/16 notes and a triple vertical line indicates 1/32 notes. One special case is a single vertical line with three sequential notes (as illustrated above). In this case, the entire duration of all three notes is 1/4.

Tango in D

Isaac Albeniz

Tango in D

p.1

Andantino grazioso

mf

L	R



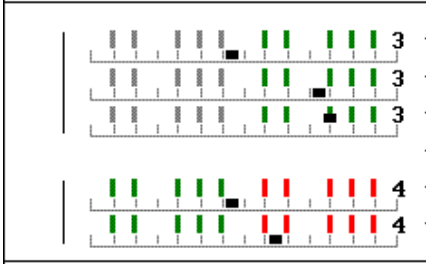
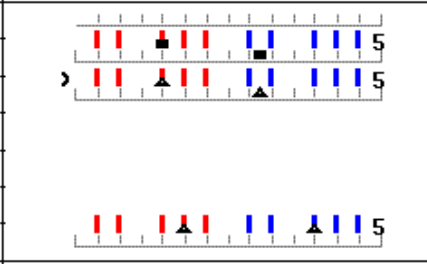
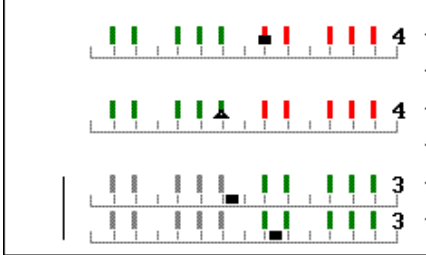

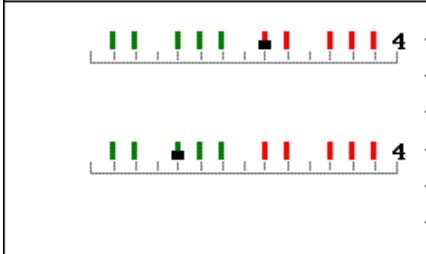

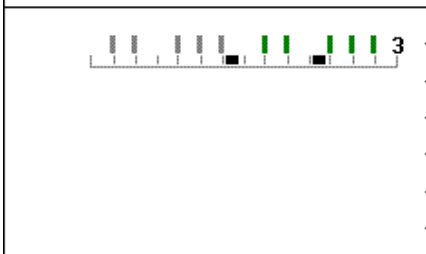



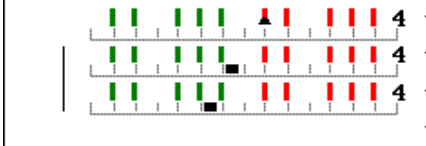

Tango in D p.2

Right hand trill

L	R

Tango in D

p.3

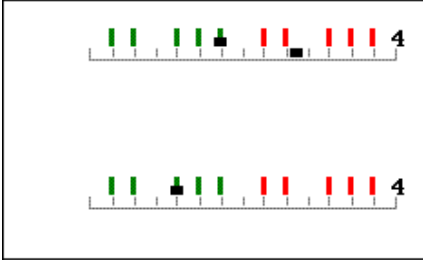
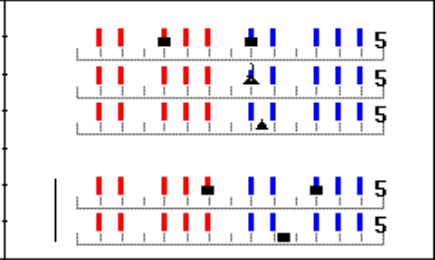




L	R
	
	
	
	
	
	
	

Tango in D

p.4

L	R

Tango in D p.4A

L	R
	
	
	

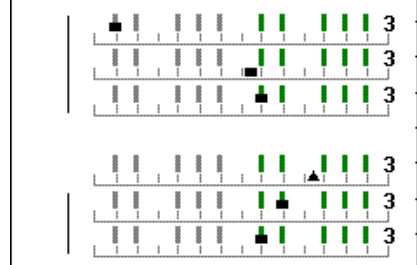
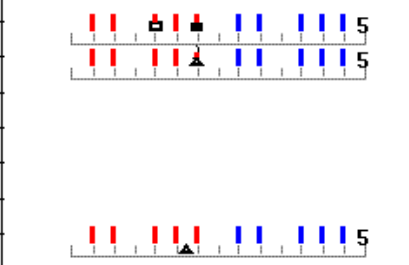
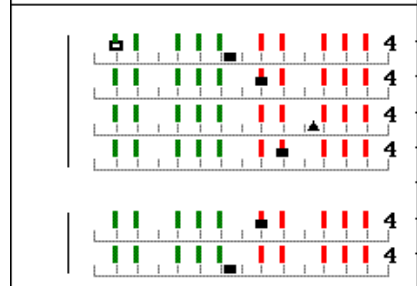

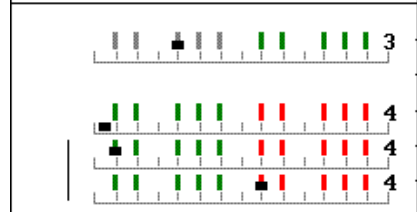
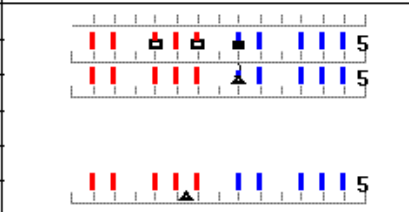
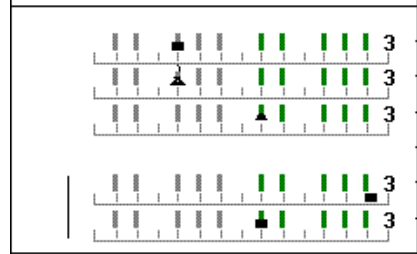

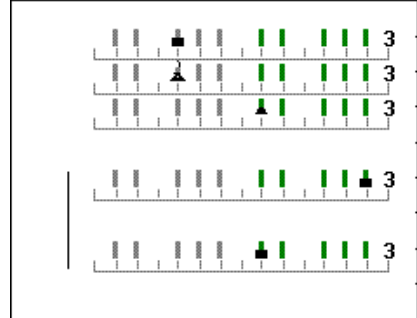

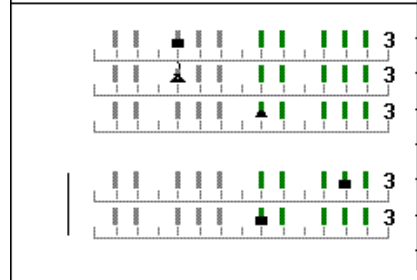
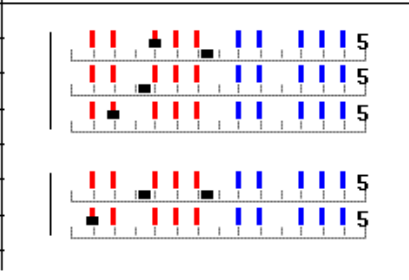
Tango in D

p.5

L	R

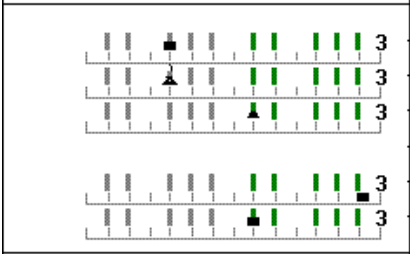

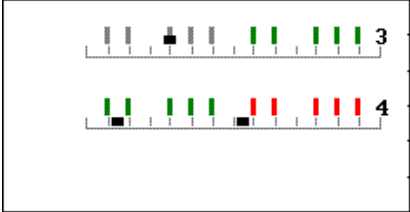
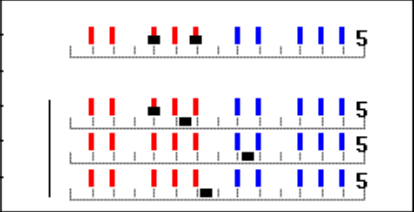
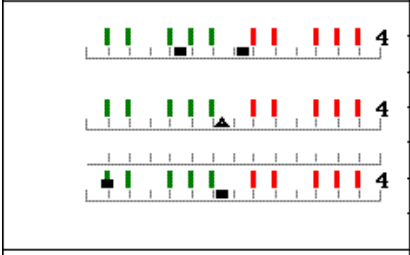
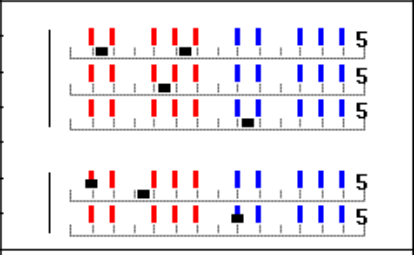
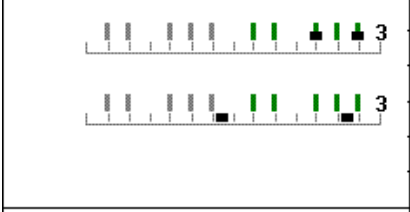
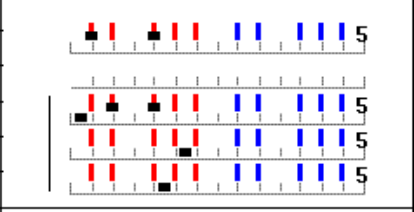

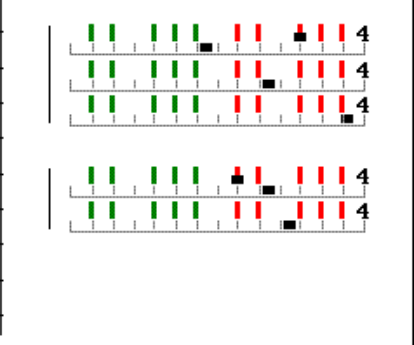
Tango in D

p.6

L	R
	
	
	
	
	
	


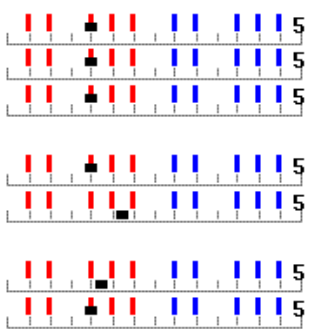
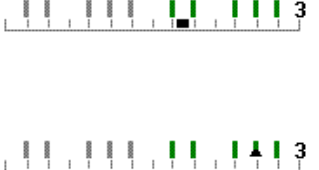





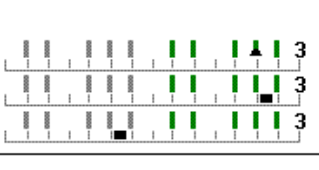

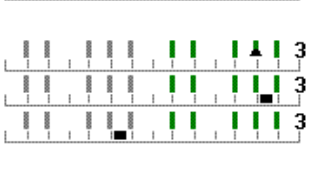

Tango in D

p.7

L	R
	
	
	
	
	

Tango in D

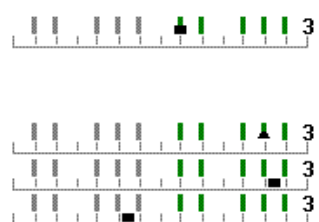







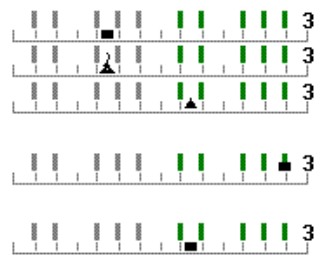

p.8

L	R
	
	
	
	
	
	

Right hand trill

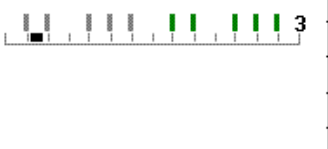
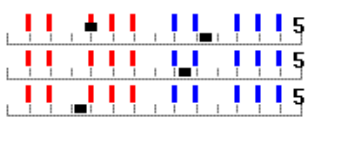
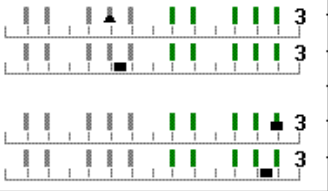

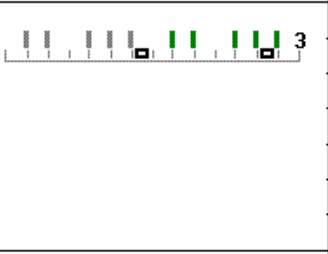
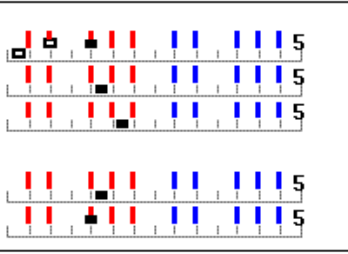


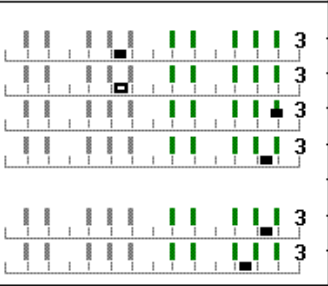
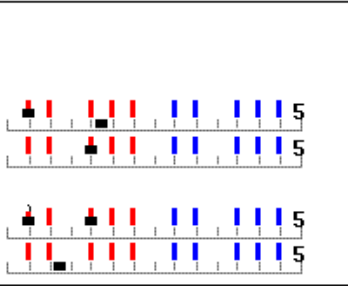

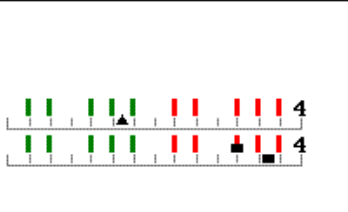
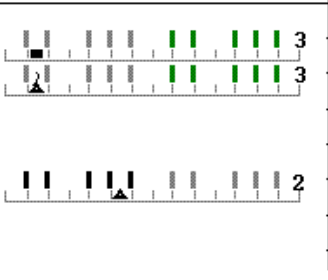
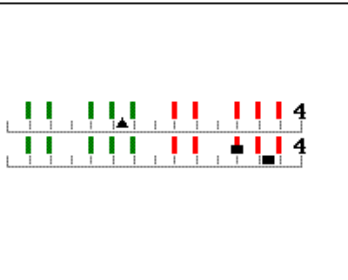
Tango in D

p.9

L	R
	
	
	
	
	

Tango in D

p.10

L	R
	
	
	
	
	
	
	

Tango in D p11

L	R
